



ROCKY TALKIE

USER MANUAL
2020

TABLE OF CONTENTS

OPERATING THE ROCKY TALKIE	2
DISPLAY SCREEN	3
TECHNICAL SPECS	4
FAQ - FREQUENTLY ASKED QUESTIONS	5
CHANNEL SETTINGS	10
PRIVACY CODES	15
FCC REGULATION, FCC ID, IC ID	20

OPERATING THE ROCKY TALKIE

Primary **Power ON/OFF**

1) Hold 2 seconds (double beep sound)

Secondary

Check Battery Life: Click to see battery %

Check Privacy Code: Click twice to display active privacy code (CT, DCS)


Primary **Channel Flipper**

Secondary

Lock/Unlock Radio: Hold forward 2 seconds 

SCAN: Hold back 2 seconds – press any button to stop

Primary **Push to talk (PTT)**

Secondary **Roger Beep** 

1) Hold PTT while powering on device

Primary **Volume Up**

Secondary **Channel Power** *H/L*

1) Hold 2 seconds to toggle between high and low power for current channel

Primary **Volume Down**

Secondary **Privacy Codes** *CT*

1) Hold 2 seconds to begin

2) Use channel flipper to change code (CT, DCS)

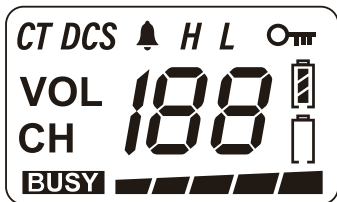
3) Press any button to save







Charging Port

USB-C cable and 5V-1A power adapter included



DISPLAY SCREEN



ICON	FUNCTION DESCRIPTION
CT	Privacy code active (Analog)
DCS	Privacy code active (Digital)
CH	Channel
VOL	Volume
	Roger beep active
	Battery indication
	Low battery indicator
	Radio lock active
<i>H</i>	High power (2 W)
<i>L</i>	Low power (0,5 W)
BUSY	Channel busy - radio receiving
	Low transmission power (0,5 W)
	High transmission power (2 W)

TECHNICAL SPECS

Radio Service	FRS (no license required)
Channels	128
Privacy Codes	121 (CTCSS and DCS)
Range	Line-of-sight: 25+ miles Mountains: 1 to 5 miles Forest/Hills: 0.5 to 3 miles City: Up to 1 miles
Waterproofing	IP56 (Splashproof / Snowproof, not submergible)
Power	2 Watt
Battery Type	Rechargeable 1550 mAh Li-ion
Radio Dimensions	16.2 x 5.9 x 2.7 cm
Weight	Radio Only: 4.8 oz Full System: 7.9 oz
Operating Temperature	-20° to 120° Fahrenheit
Charging Temperature	0° to 100° Fahrenheit

FREQUENTLY ASKED QUESTIONS

WHAT MAKES THE ROCKY TALKIE DIFFERENT FROM OTHER RADIOS?

The Rocky Talkie is designed for athletes to push their limits in the outdoors. Unlike the fragile plastic belt clips of other radios, our radio easily secures to backpacks and harnesses using an ultra-light carabiner. For extreme terrain, a back-up leash is included to prevent drops. We find that this system is the difference between actively using the radio and keeping it in a backpack for emergencies.

In addition to the convenience offered, the Rocky Talkie includes a shatterproof LED screen (no-glass) and a thermoplastic covering to protect the electronics. The radio is ready to use out of the box and requires zero configuration. The electronics are simple and reliable - we cut out all of the superfluous radio features that kill battery life. The radio has 5 buttons that are easy to understand and still support the critical advanced features (such as privacy codes to prevent outside interference).

WHAT IS THE USABLE RANGE OF A ROCKY TALKIE?

As with any FRS radio, the range is highly dependent on the environment you are in. We done our maximum range (line-of-sight) testing in open areas with little interference. The maximum line-of-sight range is greater than 25 miles. In other environments with more trees, hills, or mountains, the range will be significantly reduced from the maximum because the radio waves cannot penetrate large bodies of earth. You can expect to get a range of around 0.5 to 5 miles in these type of environments. The toughest environments for radio communication are cities and urban centers where large buildings block signal and the air is filled with other radio waves causing signal noise. In these environments, expect to get up to 1 mile of range. All

distances listed above are tested with the radio's high power mode (2 watts). The low power mode (0.5 watts) will slightly reduce maximum range, but increase battery life.

WHAT IS THE BATTERY LIFE OF A ROCKY TALKIE?

The Rocky Talkie has a rechargeable Lithium-ion battery with a capacity of 1550 mAh. Battery life is dependent on how frequently the radios send and receive signals. With normal usage, the battery can be expected to last 3-5 days (assuming the radio is used 8hrs/day). The battery will last over 120 hrs when in standby mode (the radio is on but not transmitting or receiving signals). The battery life was tested in high power mode (2 Watts), so you can expect a slightly longer battery life on low power mode (.5 Watt).

IS THE BATTERY REPLACEABLE?

Yes! Please reach out to support@rockytalkies.com for replacement batteries.

CAN I USE MY ROCKY TALKIE WITH OTHER RADIOS?

Yes, the Rocky Talkie is compatible with other FRS radios, and the first 22 channels will have matching frequencies. The simplest way to communicate with other brands of radios is to match the channel number on both radios, and then also match the privacy codes number (sometimes called sub-channels) on both radios.

If you purchased your Rocky Talkie prior to January 18, 2020, please see the privacy code table in the user manual (Page 16) to communicate with other radios with privacy codes turned on. For example, in the table you can see that a Motorola radio set to channel 5 privacy code 32 will match a Rocky Talkie set to channel 5 privacy code 41. The privacy codes for Rocky Talkies purchased after January 18, 2020 will match

other common radios by default.

HOW WILL COLD WEATHER EFFECT MY ROCKY TALKIE?

Rocky Talkies were designed to operate in harsh conditions. They have been thoroughly tested and can be reliably used down to -20°F without significant loss in battery life. All Lithium-ion batteries experience reduced life in cold weather, and temperatures below -20°F can have significant effects on battery life. While the radios can be operated down to -20°F , make sure to only charge the radios at temperatures between 0° to 100°F to not damage the battery.

WHAT SPORTS ARE THE RADIOS RECOMMENDED FOR?

Rocky Talkies were specifically designed for climbers, skiers, and hikers, however they are recommended for any activity where close team communication is critical. Rocky Talkie users have put the radios to good use from mountain biking and adventure photography to base jumping, and more.

IS THE RADIO WATERPROOF?

The Rocky Talkie is rated IP56. In practical terms this means the Rocky Talkie is protected from rain, splashes, and snow. However it is not fully waterproof, and should not be fully submerged in water.

HOW CAN I CHANGE BETWEEN HIGH AND LOW POWER?

High power mode uses 2 Watts and low power mode uses 0.5 Watts. You can tell if you are on high power or low power by the "**H**" or "**L**" indicator on the screen. To switch between the two, hold down the **Volume +** button for 2 seconds.

WHAT IS THE WARRANTY POLICY FOR ROCKY TALKIES?

The Rocky Talkie is backed by a 2 year warranty. See more about the

warranty policy on RockyTalkie.com

CAN I USE A DIFFERENT CHARGER TO CHARGE MY RADIO?

We recommend using the charger that comes included with the Rocky Talkie. However, radios can be charged with 5 Volt 1 Amp solar chargers, and power banks can be used when necessary.

HOW LONG DOES IT TAKE TO CHARGE A ROCKY TALKIE?

To fully charge a Rocky Talkie from 0% to 100% battery it takes around 5 hours. An indicator light near the USB-C port shows red when the radio is charging, and green indicates the radio is fully charged.

HOW MANY ROCKY TALKIES CAN I USE TOGETHER?

There is no limit to how many Rocky Talkies can be set on the same channel. Keep in mind that only one radio can transmit on a given channel at one time.

CAN I PURCHASE ROCKY TALKIES OUTSIDE OF THE U.S?

At this time, Rocky Talkie is only shipping in the U.S.

I AM AN ASTRONAUT, WILL MY ROCKY TALKIE WORK IN OUTER SPACE?

The rocky talkie has not been tested in zero gravity but the range in outer space is going to be great.

ARE THE ACCESSORIES SAFE TO CLIMB WITH?

The leash and its connecting clips should not be used for anything but attaching to your Rocky Talkie. The small clips that come with the leash are not intended for climbing or other weight bearing activities.

The ultralight carabiner that comes included with the Rocky Talkie is a full strength rock climbing carabiner.

DO I NEED A LICENSE TO USE ROCKY TALKIES?

The Rocky Talkie operates on FRS license-free frequencies and no license is necessary.

WHAT FREQUENCIES DOES THE ROCKY TALKIE TRANSMIT AND RECEIVE?

The radios transmit on FRS license free frequencies which range from 462 to 467 MHz. These frequencies are part of the Ultra High Frequency band (UHF). See the user manual *Channel Settings* section for the complete list of frequencies each channel uses.

MY RADIO IS ON BUT WON'T TRANSMIT?

Check the battery life of the radio (single press the power button). If the radio is below 15% battery life, the battery is too low to transmit and can only receive signals.

If the battery is not low, double check that the radio you are trying to talk with is on the same channel. Next, make sure the radio you are trying to transmit with is on the same privacy code. You will see CT lit up if privacy codes are activated, and can check the number of privacy code by double clicking the power button.

DOES THE RADIO HAVE HANDS FREE MODE?

No - our team determined that the performance of hands free mode is not reliable enough for the tough environments in which the radio is used.

HOW CAN I CHECK MY BATTERY LIFE?

Battery life can be checked when the radio is on by pressing the power button once.

CHANNEL SETTINGS

Each channel on the Rocky Talkie is set to one of the 22 allowed FRS frequencies. The first 22 channels come preset with with no privacy code activated. The rest of the 128 channels are preset with a privacy code to make finding an open channel easier. Each channel's power settings is preset to conform with FRS regulations.

CHANNEL	FREQUENCY (MHZ)	POWER
1	462.5625	2 watt
2	462.5875	2 watt
3	462.6125	2 watt
4	462.6375	2 watt
5	462.6625	2 watt
6	462.6875	2 watt
7	462.7125	2 watt
8	467.5625	0.5 watt
9	467.5875	0.5 watt
10	467.6125	0.5 watt
11	467.6375	0.5 watt
12	467.6625	0.5 watt
13	467.6875	0.5 watt
14	467.7125	0.5 watt
15	462.5500	2 watt
16	462.5750	2 watt
17	462.6000	2 watt
18	462.6250	2 watt
19	462.6500	2 watt
20	462.6750	2 watt

CHANNEL	FREQUENCY (MHZ)	POWER
21	462.7000	2 watt
22	462.7250	2 watt
23	462.5625	2 watt
24	462.5875	2 watt
25	462.6125	2 watt
26	462.6375	2 watt
27	462.6625	2 watt
28	462.6875	2 watt
29	462.7125	2 watt
30	467.5625	0.5 watt
31	467.5875	0.5 watt
32	467.6125	0.5 watt
33	467.6375	0.5 watt
34	467.6625	0.5 watt
35	467.6875	0.5 watt
36	467.7125	0.5 watt
37	462.5500	2 watt
38	462.5750	2 watt
39	462.6000	2 watt
40	462.6250	2 watt
41	462.6500	2 watt
42	462.6750	2 watt
43	462.7000	2 watt
44	462.7250	2 watt
45	462.5625	2 watt
46	462.5875	2 watt
47	462.6125	2 watt
48	462.6375	2 watt

CHANNEL	FREQUENCY (MHZ)	POWER
49	462.6625	2 watt
50	462.6875	2 watt
51	462.7125	2 watt
52	467.5625	0.5 watt
53	467.5875	0.5 watt
54	467.6125	0.5 watt
55	467.6375	0.5 watt
56	467.6625	0.5 watt
57	467.6875	0.5 watt
58	467.7125	0.5 watt
59	462.5500	2 watt
60	462.5750	2 watt
61	462.6000	2 watt
62	462.6250	2 watt
63	462.6500	2 watt
64	462.6750	2 watt
65	462.7000	2 watt
66	462.7250	2 watt
67	462.5625	2 watt
68	462.5875	2 watt
69	462.6125	2 watt
70	462.6375	2 watt
71	462.6625	2 watt
72	462.6875	2 watt
73	462.7125	2 watt
74	467.5625	0.5 watt
75	467.5875	0.5 watt
76	467.6125	0.5 watt

CHANNEL	FREQUENCY (MHZ)	POWER
77	467.6375	0.5 watt
78	467.6625	0.5 watt
79	467.6875	0.5 watt
80	467.7125	0.5 watt
81	462.5500	2 watt
82	462.5750	2 watt
83	462.6000	2 watt
84	462.6250	2 watt
85	462.6500	2 watt
86	462.6750	2 watt
87	462.7000	2 watt
88	462.7250	2 watt
89	462.5625	2 watt
90	462.5875	2 watt
91	462.6125	2 watt
92	462.6375	2 watt
93	462.6625	2 watt
94	462.6875	2 watt
95	462.7125	2 watt
96	467.5625	0.5 watt
97	467.5875	0.5 watt
98	467.6125	0.5 watt
99	467.6375	0.5 watt
100	467.6625	0.5 watt
101	467.6875	0.5 watt
102	467.7125	0.5 watt
103	462.5500	2 watt
104	462.5750	2 watt

CHANNEL	FREQUENCY (MHZ)	POWER
105	462.6000	2 watt
106	462.6250	2 watt
107	462.6500	2 watt
108	462.6750	2 watt
109	462.7000	2 watt
110	462.7250	2 watt
111	462.5625	2 watt
112	462.5875	2 watt
113	462.6125	2 watt
114	462.6375	2 watt
115	462.6625	2 watt
116	462.6875	2 watt
117	462.7125	2 watt
118	467.5625	0.5 watt
119	467.5875	0.5 watt
120	467.6125	0.5 watt
121	467.6375	0.5 watt
122	467.6625	0.5 watt
123	467.6875	0.5 watt
124	467.7125	0.5 watt
125	462.5500	2 watt
126	462.5750	2 watt
127	462.6000	2 watt
128	462.6250	2 watt

PRIVACY CODES

Rocky talkie privacy codes make it so that you can only hear other radios on the same frequency *and* privacy codes settings. For matching your privacy code to radios from most major radio brands, match both the channel number and privacy code number (also known as subchannel number). For other radios that do not conform to these standards, use the below chart to find matching CTCSS and DCS settings.

ROCKY TALKIE / BCA / MOTOROLA	CTCSS FREQUENCY (HZ)
Off	0.0
1	67.0
2	71.9
3	74.4
4	77
5	79.7
6	82.5
7	85.4
8	88.5
9	91.5
10	94.8
11	97.4
12	100
13	103.5
14	107.2
15	110.9
16	114.8
17	118.8

ROCKY TALKIE / BCA / MOTOROLA	CTCSS FREQUENCY (HZ)
18	123
19	127.3
20	131.8
21	136.5
22	141.3
23	146.2
24	151.4
25	156.7
26	162.2
27	167.9
28	173.8
29	179.9
30	186.2
31	192.8
32	203.5
33	210.7
34	218.1
35	225.7
36	233.6
37	241.8
38	250.3

ROCKY TALKIE / BCA / MOTOROLA	DCS (OCTAL)
39	23
40	25
41	26
42	31
43	32
44	43
45	47
46	51
47	54
48	65
49	71
50	72
51	73
52	74
53	114
54	115
55	116
56	125
57	131
58	132
59	134
60	143
61	152
62	155
63	156
64	162
65	165
66	172

ROCKY TALKIE / BCA / MOTOROLA	DCS (OCTAL)
67	174
68	205
69	223
70	226
71	243
72	244
73	245
74	251
75	261
76	263
77	265
78	271
79	306
80	311
81	315
82	331
83	343
84	346
85	351
86	364
87	365
88	371
89	411
90	412
91	413
92	423
93	431
94	432

ROCKY TALKIE / BCA / MOTOROLA	DCS (OCTAL)
95	445
96	446
97	465
98	466
99	503
100	506
101	516
102	532
103	546
104	565
105	606
106	612
107	624
108	627
109	631
110	632
111	654
112	662
113	664
114	703
115	712
116	723
117	731
118	732
119	734
120	743
121	754

FCC REGULATION, FCC ID, IC ID

FCC

This device complies with Title 47 Part 95 of the FCC Rules and ISEDC license-exempt RSS Standards. Operation is subject to the following two conditions : (1) this device does not cause harmful interference, and (2) this radio must accept any interference that may cause undesired operation.

Le présent appareil est conforme aux CNR d'ISEDC licenciables aux appareils radio exempts de licence. L'exploitation est autorisée aux deux conditions suivantes: (1) l'appareil ne doit pas produire de brouillage, et (2) l'utilisateur de l'appareil doit accepter tout brouillage radioélectrique subi.

FCC ID: 2ATSN-ROCKY1

Name of Grantee: LedgeTech LLC

Industry Canada:

This device complies with license-exempt radio apparatus: Category I equipment, Parts E.2 Family radio service (FRS) devices and E.3 General Mobile Radio Service (GMRS) devices.

IC: 26971-RTMRV2

Le présent mécanisme respecte l'article E.2 (FRS) et E.3 (GMRS) d'Industrie Canada.

SAR tests are conducted using standard operating positions accepted by the FCC/ISEDc with the device transmitting at its highest certified power level in all tested frequency bands, although the SAR is determined at the highest certified power level, the actual SAR level of the device while operating can be well below the maximum value. Before a new model is available for sale to the public, it must be tested and certified to the FCC/ISEDc that it does not exceed the exposure limit established by the FCC/ISEDc. Tests for each product are performed in positions and locations as required by the FCC/ISEDc.

For body worn operation, this device has been tested and meets the FCC/ISEDc RF exposure guidelines when used with an accessory designated for this product when used with an accessory that contains no metal.

To maintain compliance with the FCC/ISEDc's RF exposure guidelines, hold the transmitter and antenna at least 1 inch(2.5 centimeters) for your face and speak in a normal voice, with the antenna pointed up and away from the face.

This equipment complies with FCC/ISEDc radiation exposure limits set forth for an uncontrolled environment. In order to comply with the FCC/ISEDc RF exposure requirements, the antenna installation must comply with following:

Users must be fully aware of the hazards of the exposure and able to exercise control over their FC exposure to qualify for the higher exposure limits.

Your wireless hand-held portable transceiver contains a low power transmitter. This product sends out radio frequency(RF) signals when the Push-to-Talk(PTT)button is pressed.

The device is authorized to operate at a duty factor not to exceed 50%.

Le présent areil est conforme aux CNR d'ISEDIC licables aux areils radio exempts de licence. L'exploitation est autorisée aux deux conditions suivantes: (1) l'areil ne doit pas produire de brouillage, et (2) l'utilisateur de l'appareil doit accepter tout brouillage radioélectrique sub.

Les tests SAR sont effectués en utilisant des positions de fonctionnement standard acceptées par la FCC / ISEDC avec l'appareil émettant à son niveau de puissance certifié le plus élevé dans toutes les bandes de fréquences testées, bien que le SAR soit déterminé au niveau de puissance certifié le plus élevé, le niveau SAR réel de l'appareil le fonctionnement peut être bien inférieur à la valeur maximale. Avant qu'un nouveau modèle ne soit disponible à la vente au public, il doit être testé et certifié par la FCC / ISEDC qu'il ne dépasse pas la limite d'exposition établie par la FCC / ISEDC. Les tests pour chaque produit sont effectués dans les positions et emplacements requis par la FCC / ISEDC.

Pour un fonctionnement porté sur le corps, cet appareil a été testé et répond aux directives d'exposition RF FCC / ISEDC lorsqu'il est utilisé avec un accessoire désigné pour ce produit lorsqu'il est utilisé avec un accessoire qui ne contient aucun métal.

Pour maintenir la conformité avec les directives d'exposition RF de la FCC / ISEDC, tenez l'émetteur et l'antenne à au moins 1 pouce (2,5 centimètres) pour votre visage et parlez d'une voix normale, avec l'antenne pointée vers le haut et éloignée du visage. Cet équipement est conforme aux limites d'exposition aux rayonnements FCC / ISDC définies pour un environnement non contrôlé. Afin de se conformer aux exigences d'exposition RF de la FCC / ISEDC, l'installation de l'antenne doit être conforme aux conditions suivantes:

Les utilisateurs doivent être pleinement conscients des dangers de l'exposition et être en mesure d'exercer un contrôle sur leur exposition aux FC pour se qualifier pour les limites d'exposition plus élevées. Votre émetteur-récepteur portable sans fil contient un émetteur de faible puissance. Ce produit envoie des signaux de radiofréquence (RF) lorsque le bouton Push-to-Talk (PTT) est enfoncé.

L'appareil est autorisé à fonctionner à un facteur de marche ne dépassant pas 50%.